






## SUMMARY OF BWF COACH EDUCATION PATHWAY REQUIREMENTS (UPDATED MARCH 2025)

 <b>COURSE</b>		 <b>IMPLEMENTATION</b>	 <b>DURATION</b>	 <b>PARTICIPANTS</b>	 <b>PREREQUISITES</b>
<b>Standard coaching courses</b>	Level 1 (CE1)	National (MA) or Regional (CC)	Minimum 4 days (face to face)	Maximum 12 (per tutor)	<ul style="list-style-type: none"> <li>Basic knowledge of badminton</li> <li>18 years old at start of course</li> </ul>
	Level 2 (CE2)	National (MA) or Regional (CC)	Minimum 6 days (face to face)	Maximum 12 (per tutor)	<ul style="list-style-type: none"> <li>BWF Level 1 or official equivalent</li> <li>12 months' coaching experience beyond CE1</li> </ul>
	Level 3 (CE3)	Global (BWF)	Minimum 6 days face to face + post-course project	Maximum 8 (per tutor)	<ul style="list-style-type: none"> <li>BWF Level 2 or official equivalent</li> <li>Minimum 3 years' total coaching experience</li> <li>Understanding of national coaching structure</li> </ul>
<b>Targeted coaching courses</b>	FastTrack (CE1 + CE2)	Global (BWF)	8 days face to face (intensive)	Maximum 8 (per tutor)	<ul style="list-style-type: none"> <li>For former and current international players</li> <li>Prior completion of CE1 Online Component</li> </ul>
	Reduced F2F (CE1)	National (MA)* or Regional (CC)	2.5-3 days face to face (+ online component)	Maximum 12 (per tutor*)	<ul style="list-style-type: none"> <li>Prior completion of CE1 Online Component</li> </ul> <p><i>*For MAs with an established culture of badminton, run by experienced senior tutors (both by BWF approval)</i></p>
	Disability Coaching 1	National (MA) or Regional (CC)	2.5 days (face to face)	Maximum 12 (per tutor)	<ul style="list-style-type: none"> <li>BWF Level 1</li> </ul>
	Disability Coaching 2	Regional (CC) or Global (BWF)	3 days (face to face)	Maximum 12 (per tutor)	<ul style="list-style-type: none"> <li>BWF Level 2</li> <li>BWF Disability Coach Level 1</li> </ul>
<b>Tutor courses</b>	Level 1 Tutor**	Global (BWF)	Typically 4 days (face to face)	Case by case (roughly 8-12)	<ul style="list-style-type: none"> <li>Experienced BWF CE1 Coach</li> <li>Prior completion of CE1 Online Component</li> </ul>
	Level 2 Tutor**	Global (BWF)	Typically 4 days (face to face)	Case by case (roughly 8-12)	<ul style="list-style-type: none"> <li>Experienced BWF CE1 Tutor (must have run at least three CE1 courses)</li> <li>Experienced BWF CE2 Coach</li> </ul>
	Disability Tutor	Case-by-case strategy according to needs and demand			

\*\* Certification finalised upon successful delivery of first course (ideally within six months after completing the Tutor course).